

Get an Image You Can Trust

The Clarius Handheld Ultrasound Scanner is purpose-built to provide a detailed picture of superficial anatomy with your smart phone or tablet.



www.clarius.com

Make confident decisions with Clarius musculoskeletal ultrasound

With 8 times the processing power of most handheld ultrasound systems, Clarius HD gives you sharp and clear images of muscle and tissue to assess injuries and perform injections with confidence.



L7 HD Linear Scanner

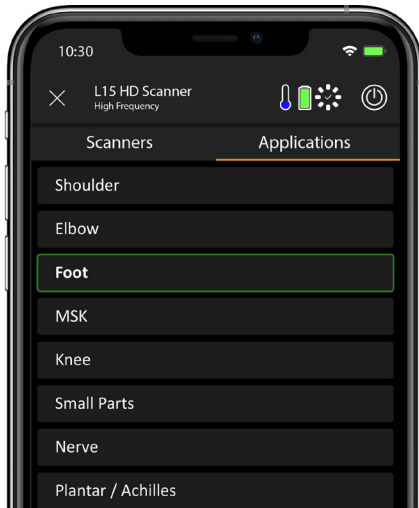
Suited for users who scan everything from deep sciatic to superficial nerve.

Frequency: 4-13 MHz
Max Depth: 7 cm

L15 HD High Frequency Linear Scanner

Designed for exceptional imaging of superficial nerves.

Frequency: 5-15 MHz
Max Depth: 7 cm

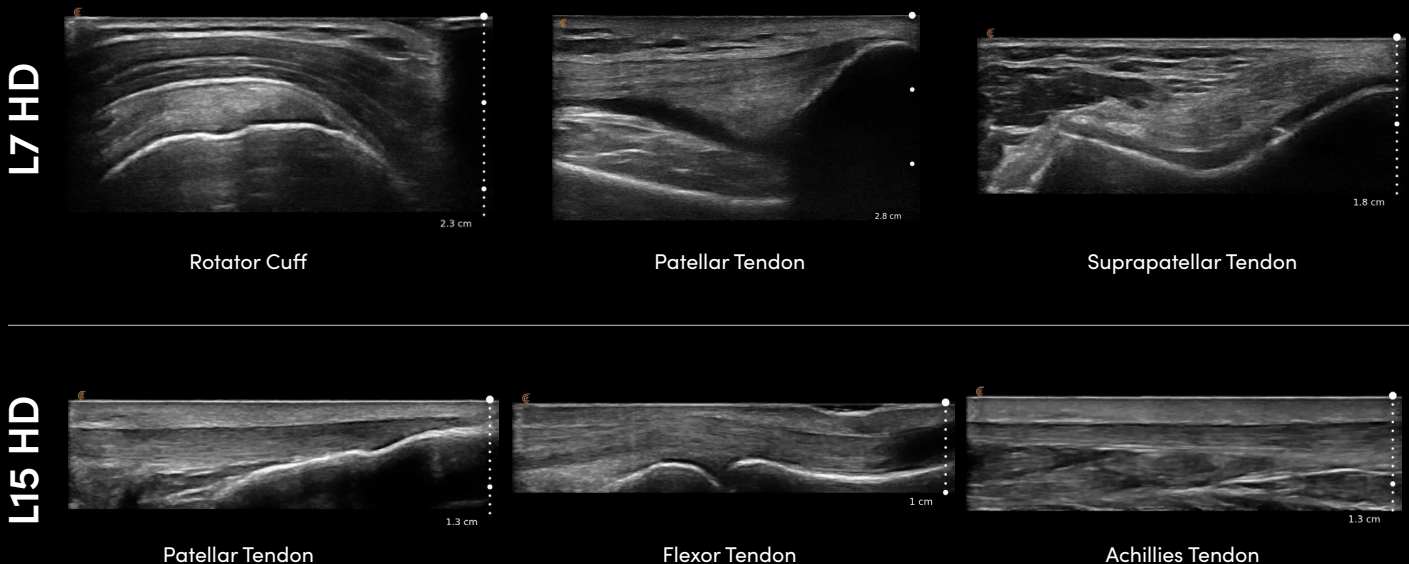


Automated Ultrasound

Start scanning in seconds. With AI assistance on your smart device, getting a great image is easy. You'll simply pinch to zoom, slide to change gain and tap to switch modes.

Get an image you can trust

With Clarius HD, you will see the anatomy you need to provide the best patient care.



Get more for less

- ✓ No subscription required
- ✓ 3-year standard warranty
- ✓ Unlimited users
- ✓ Unlimited cloud storage



Wireless Freedom

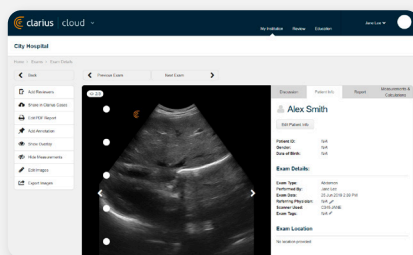
Focus on scanning your patient without wires getting in the way. Clarius Scanners use WI-FI direct to connect to the app on your smart device. Internet access is not required.

Secure Storage

Manage patient images conveniently and securely on the HIPPA-compliant Clarius Cloud, which is included with your scanner. You can also store images directly on your smart device.

Durable and Watertight

With no moving parts or cables and a drop-safe magnesium shell, you don't have to worry about using Clarius in demanding clinical settings. They are sterilizable and submersible to 3 feet.

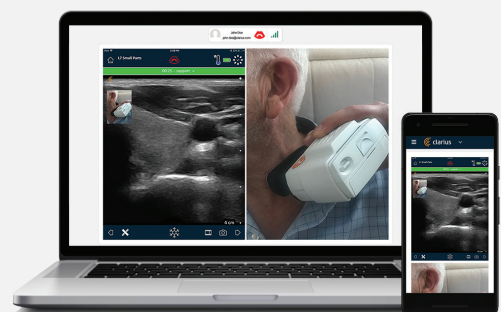


Manage Your Exams Online for Free

Send your ultrasound exam to Clarius Cloud after you're done scanning. Access your exams stored in the Clarius Cloud from anywhere you have an Internet Connection. Make notes, send exams for review, export PDF reports and more.

Ultrasound Telemedicine Made Simple

With Clarius Live, you can send a link to enable the recipient to view your scan on whatever device they're using.



Mechanical

Enclosure	– Light weight magnesium
	– Durable
	– IP67 rated for scanner and battery separately, rated for 1 metre immersion for 30 minutes

Scanner Dimensions and Weight

L7 HD	Dimensions: 164 x 78 x 38 mm Weight: 364 g
L15 HD	Dimensions: 166 x 78 x 38 mm Weight: 372 g

Imaging Modes

B-Mode	Yes
M-Mode	Yes
Power Doppler	Yes
Color Doppler	Yes
Elastography	Upgradeable
Needle Enhance	Upgradeable
Pulsed-Wave Doppler	Upgradeable

About Us

Clarius Mobile Health was founded by experienced innovators who have played an instrumental role in the ultrasound industry. Our developers were the brains behind the first PC-based platform for ultrasound research. They also introduced the first touch screen ultrasound system with a simplified user interface.

We started with a simple mission: to enable more clinicians to use ultrasound to improve patient care. Thanks to the power of smart phones, advanced technology and decades of collective ultrasound experience, we've developed a high quality, Point-and-Shoot Ultrasound™ scanner that works with your smart device.

Clarius Mobile Health

350-3605 Gilmore Way
Burnaby, BC, V5G 4X5, Canada
hello@clarius.com
Phone: 1-778-800-9975