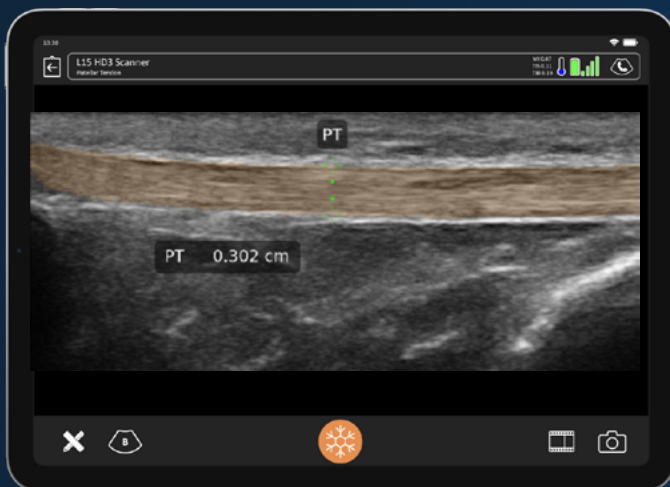




# High-Definition Musculoskeletal Wireless Ultrasound

## Eliminate Guesswork

Clarius HD3 is the ideal wireless ultrasound scanner for MSK imaging. Make a confident diagnosis with high-definition imaging of muscles, joints, ligaments, tendons, and cartilage both at rest and in motion.



# Diagnose Injuries Instantly with High-Definition MSK Imaging

With 8 times the processing power of most handheld ultrasound systems, Clarius HD3 gives you sharp and clear images of muscle and tissue to assess injuries and perform injections with confidence. With AI assistance on your smart device, getting a great image is easy. Start scanning in seconds, then simply swipe, tap, or use your voice to change depth, gain, or switch modes.

- Identify and grade sprains and tears, then monitor progress
- Distinguish between calcific tendonitis and rotator cuff tears
- Identify an Achilles tear and monitor treatment efficacy over time
- Foster patient trust and commitment to your treatment plan
- Visualize your needle to avoid nerves and vessels when injecting
- Confidently identify joint effusions



**Clarius L15 HD3**  
**High-Frequency**

**Frequency:** 5-15 MHz  
**Max Depth:** 7 cm



**Clarius L7 HD3**  
**Linear**

**Frequency:** 4-13 MHz  
**Max Depth:** 11 cm



**Clarius C3 HD3**  
**Curvilinear**

**Frequency:** 2-6 MHz  
**Max Depth:** 40 cm



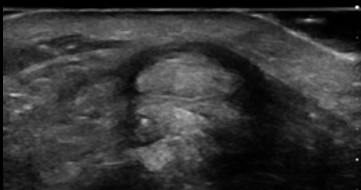
**Clarius C7 HD3**  
**Microconvex**

**Frequency:** 3-10 MHz  
**Max Depth:** 18 cm

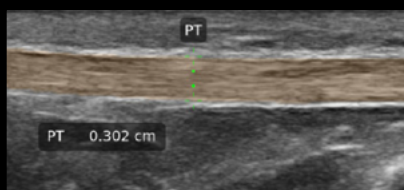


**Clarius L20 HD3**  
**Ultra-High Freq. Linear**

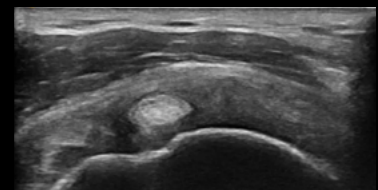
**Frequency:** 8-20 MHz  
**Max Depth:** 4 cm



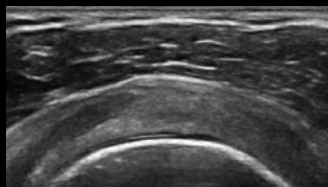
ECU



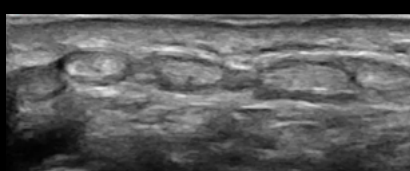
Patellar Tendon (MSK AI)



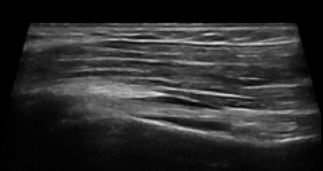
Trv Biceps Tendon



Supraspinatus



Extensor Tendons Wrist



Long BT



I am thankful that Clarius has brought this level of advanced quality imaging to an ultrasound device that is affordable for clinicians like me. Here's to a future with greater, more relevant tissue diagnostic information to the fingertips of more and more POC clinicians."

**Dr. Greg Fritz, PT, DPT, RMSK - Physiotherapist**



# Superior MSK Imaging in a Highly Portable Scanner



## High-Definition

Octal Beamforming technology and 192 piezoelectric elements deliver high performance and resolution.



## Specialized

Specialized presets, automated workflows, and artificial intelligence deliver superior MSK imaging.



## Wireless

Steadfast connection. Total freedom. Without cords, cleaning and disinfection are simple and fast.



## Easy To Use

Friendly app for Apple or Android with swipe, tap, and voice controls.




## Ultra-Portable

Ideal for small spaces, Clarius fits in your pocket. Take it anywhere!



## Exam Management

Seamlessly transfer saved images and videos to PACS servers through the current DICOM web standard.



The more tools that a skilled therapist has in his tool belt, the better it can be. I would definitely consider that to be the mark of somebody who's interested in providing quality service. I couldn't possibly give it a higher recommendation."

**Randy Reinhardt - Patient of Dr. Greg Fritz**



# Clarius Membership

As a member, you have access to all advanced innovation and services for the ultimate scanning experience and to fast track your mastery of ultrasound. Explore the four pillars of Membership.

## Advanced Features

✓ Voice Controls

✓ Clarius Live Telemedicine

✓ Exam Sharing

✓ Pulsed Wave Doppler

✓ Procedure Recording Mode

✓ Split Screen

## Exam Management

✓ Clarius Cloud

✓ DICOM

✓ Local Image Export

## Clarius Education

✓ 1-Hour Virtual In-Service

✓ Monthly Online Training

✓ In-App Clarius Classroom Videos

## Advanced Specialty Packages

Your Membership includes access to the Advanced MSK Package. Streamline your workflows with dedicated presets, AI-powered automation, specialized measurements, and additional customizations for various joint spaces and MSK related anatomy.

### Package Features:

✓ Dedicated Presets

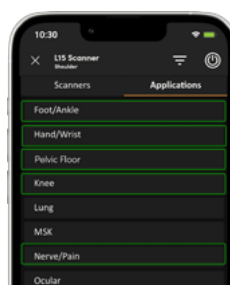
✓ Needle Enhance

✓ Elastography

✓ Specialized Measurements

✓ MSK AI (USA Only)

\*Features vary by scanner.



### Dedicated Presets

Optimize imaging with presets for shoulder, elbow, hand/wrist, knee, foot/ankle, hip, spine, and more.



### MSK AI (USA only)

Automatically highlight, measure, and label MSK structures to save time and improve reporting.

### Included with Your Scanner:

✓ 3 Year Warranty

✓ Product Support

✓ 30-Day Risk Free Returns

✓ Charging Station Dock

✓ B-Mode/M-Mode

✓ Color/Power Doppler

[REQUEST A QUOTE](#)

## About Us

Clarius is on a mission to make accurate, easy-to-use, affordable ultrasound available to all medical professionals in every specialty. Our ultra-portable wireless scanners deliver best-in-class imaging with an easy-to-use app for iOS and Android that is powered by artificial intelligence and connected to the cloud. More than four million high-definition scans have been performed using Clarius wireless scanners, now available in over 90 countries worldwide.

### Clarius Mobile Health

2980 Virtual Way #205  
Vancouver, BC, V5M 4X3  
Canada  
hello@clarius.com  
Phone 1-778-800-9975